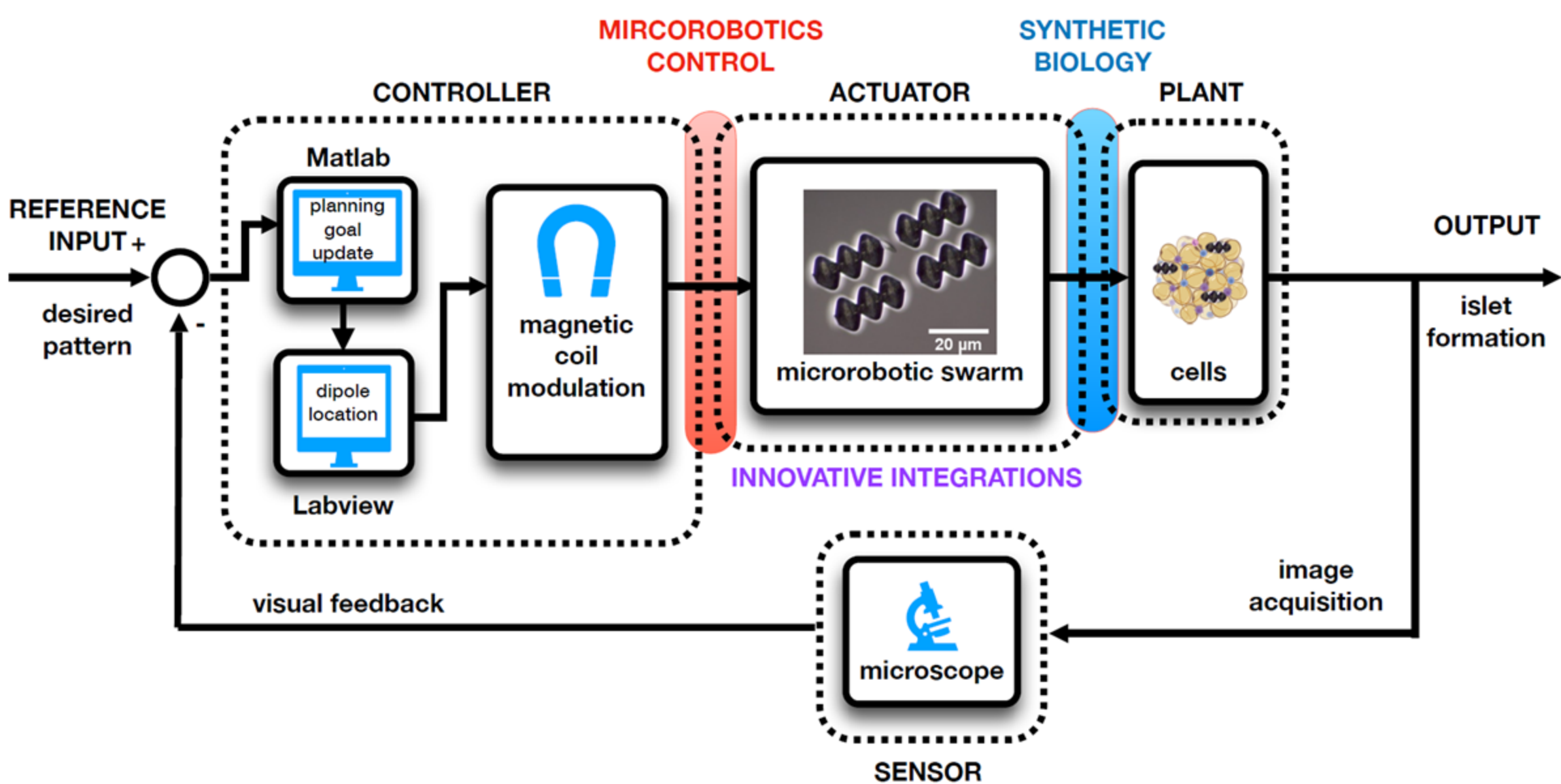


CPS: Medium: CyberOrganoids: Microrobotics-enabled differentiation control loops for cyber physical organoid formation

Sambeeta Das (University of Delaware), Herbert Tanner (University of Delaware), Sokratis Makrogiannis (Delaware State University), Ron Weiss (Massachusetts Institute of Technology)



Microrobot-in-the-loop approach where physical signaling among cells is substituted with microrobot-controlled inputs to afford excellent spatiotemporal precision and feedback control in directing cell behavior

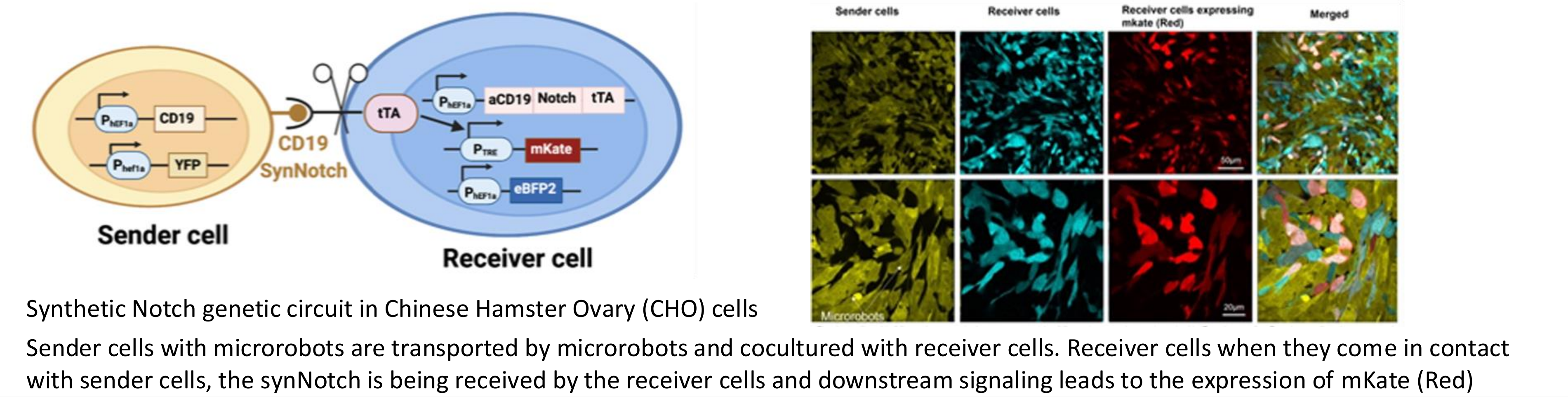

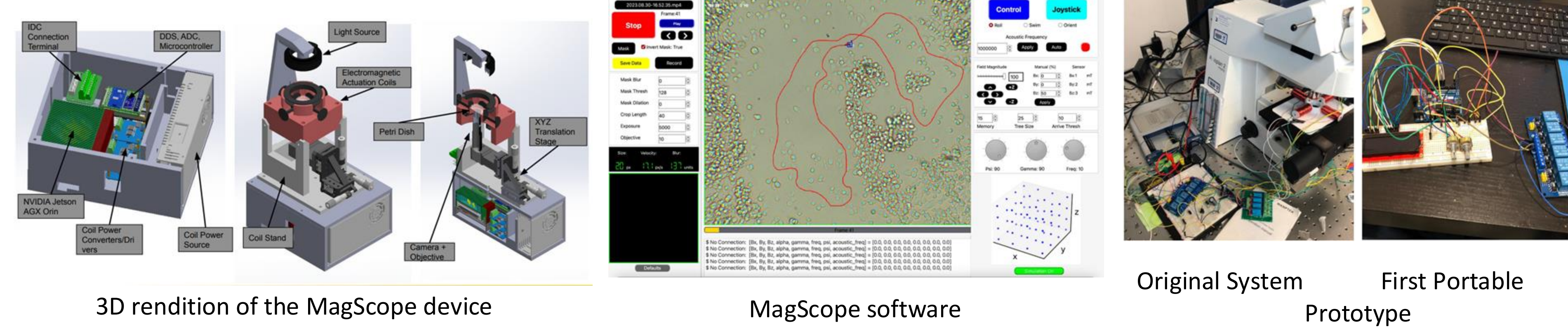
Goals and Impact

This project will address a pressing need in biological CPS to enable feedback control of cellular processes and will be validated using a complex, hard-to-control biological system like pancreatic organoids. The key scientific question that this proposal tackles is how to develop a closed-loop vision-based control system capable of actuating multiple microrobots simultaneously and positioning them in an organoid system to control and correct cellular behavior. We pursue the project’s goal via the following Aims:

- 1: Design a physical platform for robo-cell cyber physical system
- 2: Develop a closed loop control system for swarms of robo-cells
- 3: Multistep vascularized pancreatic organoid formation using robo-cell CPS system

Experimental Results


MagScope: an all-in-one microrobotic control and imaging device that is flexible, robust, user friendly, portable, and compact.



Broader Impacts and BPE

Societal Benefits: Approximately 114,000 people in the U.S. alone are currently waiting for a transplant, while the price of insulin has increased dramatically. A process for developing patient-compatible pancreas tissue can have significant public health and economic societal benefits.

Advancing CPS Education: We organized a hands-on workshop for middle school students in the Boston area introducing them to concepts of robotics and synthetic biology. We did some demonstrations for the students using the robots in the lab, some presentations about the science behind them, an introduction to robotics at the cellular scale, and a demonstration of a prototype device that we have that can use micro robots to move cells around in a culture.



References

1. Beaver L, Sokolich M, Alsalehi S, Weiss R, Das S, Belta C. “Learning a Tracking Controller for Rolling μbots”, Robotics and Automation Letters, (2023) <https://doi.org/10.1109/LRA.2024.3350968>
2. Wu B, Rivas D, Das S. “Upstream Mobility and Swarming of Light Activated Micromotors”, Material Advances, (2023) <https://doi.org/10.1039/D3MA00814B>
3. Sokolich M, Rivas D, Yang Y, Duey M, Das S. “ModMag: A modular magnetic micro-robotic manipulation device”, MethodsX, (2022) 10, 102171, <https://doi.org/10.1016/j.mex.2023.102171>

