

BEST Robotics Seminar

*Tips for Public Speaking
and Presentations*

Giving an Introduction

BEST Rubric:

- Names and roles
- Company overview about number of employees and demographics
- Brief budget overview

Elements to include on Competition Day:

- Visual Presentation
- Oral Presentation
- Engagement

Stretch

- Are you more like a . . . ?




Public Speaking

- Transmitting Information
- Telling a Story
- Motivating People to Act

or some combination of these

Speaking in Front of Others

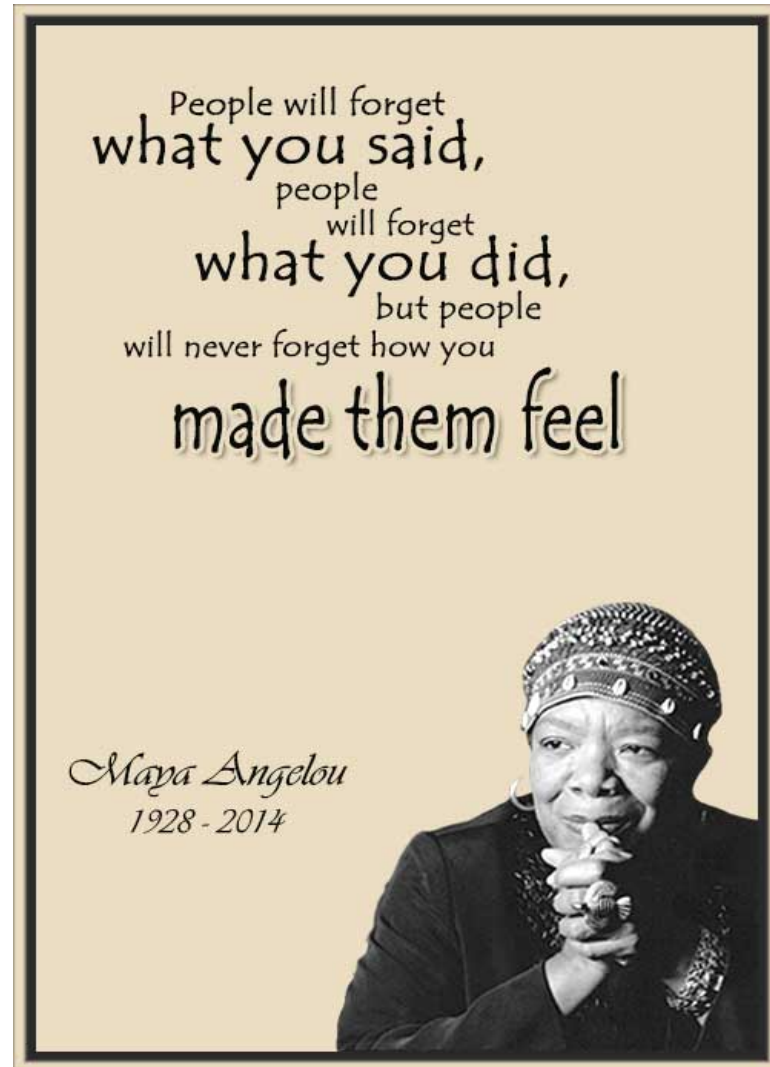
- Public Speaking is one of the most common fears
- Public Speaking is Leading
- Practice pays off



“It usually takes me more than three weeks to prepare a good impromptu speech.” – Mark Twain

Learn by Example

- John F. Kennedy
- Dr. Martin Luther King, Jr.
- Abraham Lincoln

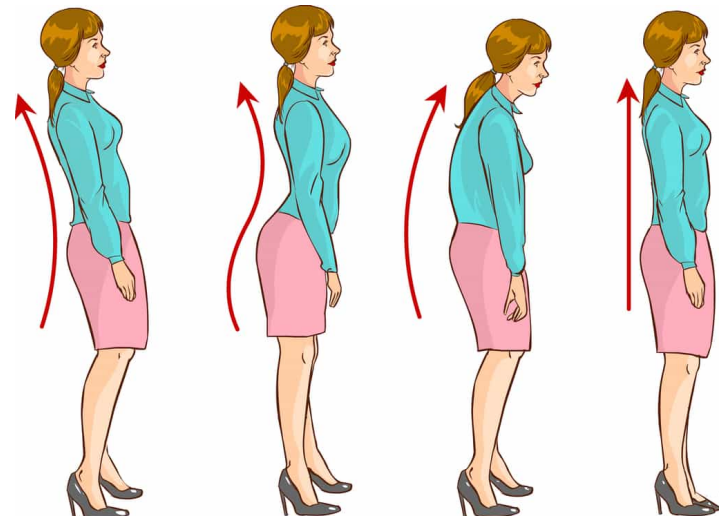


Qualities of Speaking

- Body Language 60%
- Tone 30%
- Words 10%

Body Language. “Seeing is Believing”

- Confidence, Posture, Poise
- “Perception is Reality”
- Body Language makes a First Impression
- Monitor your movement!



Word Selection & Rhetoric

The Art of Persuasion

Speaker → Audience

- Ethos ➤ Credibility and Trust (Character)
- Pathos ➤ Emotions and Values (Feeling)
- Logos ➤ Logic and Proof (Reason)


Connecting with your audience

- Tailor your message to your audience (Rhetoric Balance)
- People love positive energy (Body Language, Tone)
- Speak with Conviction

“The success of your presentation will be judged not by the knowledge you send but by what the listener receives.” – Lilly Walters

PowerPoint Tips

- Keep information general
- Include just a few points per slide
- Keep PowerPoint slides clean and neat
- Avoid spelling and grammar errors!



Summary: Public Speaking

- Always summarize your presentation at the end -

- Confident body language
- Clear, loud voice
- Don't forget to pause. Breathe.
- Keep it brief. Less is more.



Summary: Public Speaking

-

Know your material, Know your audience!



“The best way to conquer stage fright is to know what you’re talking about.” – Michael H Mescon

Speaking Exercise

My animal should be your company mascot because . . .

- Each person should contribute to the presentation.
- Speak with authority on this, even if it feels silly. There is no wrong answer!

